

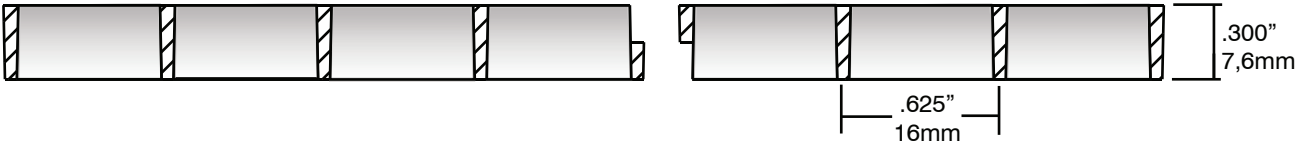


TC ECONOMY EGGRATE

PLASTIC CUBE LOUVERS

NOMINAL 5/8" X 5/8" X 3/8"

16 x 16 x 7,6mm

SLP's Thincell™ TC is an injection molded cube louver that offers unequalled efficiency, economy and dimensional versatility. Standard finished include opaque white, black and specular silver. TC is molded in both 2' x 4' and metric panel sizes. The nominal 3/8" (7,6mm) thickness offers an important freight advantage when cube and container capacity is an issue. All molded sizes include a half lap perimeter detail that facilitates continuous row applications with an unbroken appearance.



THINCELL™ SMALL CELL EGGRATE			
	2 X 4 23-5/8" x 47-5/8" 600mm x 1210mm 15 PCS/CTN: 34LBS/ 15.5kg	2 X 2 23-5/8" x 23-5/8" 600mm x 603mm 30 PCS/CTN: 34LBS/ 15.5kg	1 X 4 11-3/4" x 47-5/8" 295mm x 1210mm 30 PCS/CTN: 34LBS/ 15.5kg
STYRENE			
WHITE	TC-24	TC-22	TC-14
CHROME	TC-24-CH	TC-22-CH	TC-14-CH
SPECULAR GOLD	TC-24-G	TC-22-G	TC-14-G
BLACK	TC-24-B	TC-22-B	TC-14-B
ACRYLIC	15 PCS/CTN: 34LBS/ 15.5kg	30 PCS/CTN: 34LBS/ 15.5kg	30 PCS/CTN:34LBS/ 15.5kg
WHITE	TC-A-24	TC-A-22	TC-A-14

Product offering and specifications subject to change without notice.