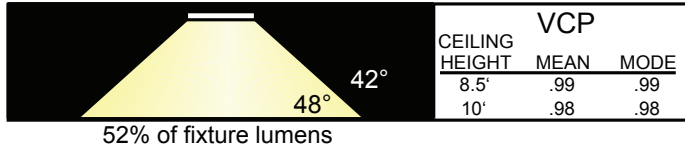



PARASQUARE® 1

SMALL CELL LOW GLARE PARABOLIC LOUVER

P1® is the internationally recognized industry standard small cell injection molded plastic parabolic louver. The nominal 5/8" x 5/8" x 7/16" (16 x 16 x 10,2mm) cell size provides luminances that conform to important major standards. P1 is available in molded configurations that are readily adapted to the widest range of applications and dimensional modules.



CEILING STYLE

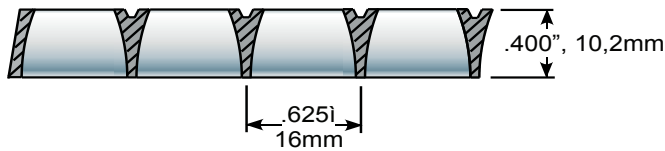
5/8" X 5/8" X .400"

16 x 16 x 10,2mm

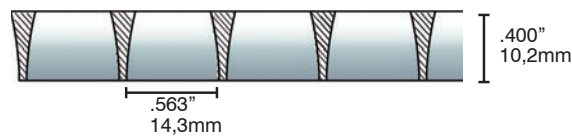
*ESP: 9/16" X 9/16" X .400"

14,3 x 14,3 x 10,2mm

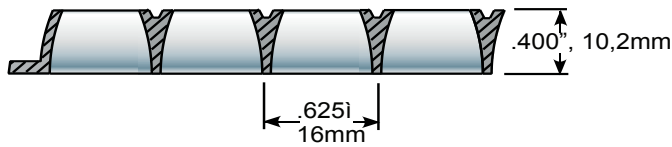
STYLE 1



STYLE 1 - ESP*



STYLE 2


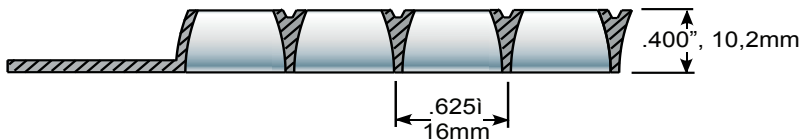


FIXTURE STYLE

The fixture style parts include an integral flange that may be used full size or trimmed to achieve lesser overall dimensions. The style 4X is molded to a generic size that fits many fixtures without trimming. Other sizes can be fabricated. Call for details.

4 and 4X : 5/8" X 5/8" X .400" 16 x 16 x 10,2mm

STYLES 4 and 4X



Product offering and specifications subject to change without notice.

PARASQUARE® 1

P1® - STYLE 1 CEILING STYLE	2 X 4 23-11/16" X 47-11/16" 603 X 1213mm 10 PCS/CTN 37 LBS / 17kg	2 X 2 23-11/16" X 23-11/16" 603 x 603mm 20 PCS/CTN: 37 LBS / 17kg	1 X 4 11-3/4" X 47-11/16" 298 x 1213mm 20 PCS/CTN: 37 LBS / 17kg
STYRENE			
SPECULAR SILVER	P1-24-1	P1-22-1	P1-14-1
SILVER PERMALUX	P1-24-1-P	P1-22-1-P	P1-14-1-P
ALUMA-LUX	P1-24-1-AL	P1-22-1-AL	P1-14-1-AL
SPECULAR GOLD	P1-24-1-G	P1-22-1-G	P1-14-1-G
SATIN BLACK	P1-24-1-BB	P1-22-1-BB	P1-14-1-BB
*GLOSS BLACK	*P1-24-1-BB-BT	*P1-22-1-BB-BT	*P1-14-1-BB-BT

*P1® - STYLE 1-ESP CEILING STYLE	2 X 4 23-11/16" x 47-11/16" 572mm x 1183mm 10 PCS/CTN: 55LBS/ 25kg	2 X 2 23-11/16" x 23-11/16" 572mm x 572mm 20 PCS/CTN: 55LBS/ 25kg	1 X 4 11-3/4" x 47-11/16" 267mm x 1183mm 20 PCS/CTN: 63LBS/ 29kg
STYRENE			
SPECULAR SILVER	*P1-24-1-ESP	*P1-22-1-ESP	*P1-14-1-ESP
SILVER PERMALUX	*P1-24-1-ESP-P	*P1-22-1-ESP-P	*P1-14-1-ESP-P
ALUMA-LUX	*P1-24-1-ESP-AL	*P1-22-1-ESP-AL	*P1-14-1-ESP-AL
SPECULAR GOLD	*P1-24-1-ESP-G	*P1-22-1-ESP-G	*P1-14-1-ESP-G

P1® - STYLE 2 CEILING STYLE	2 X 4 23-11/16" X 47-3/4" 603 X 1213mm 10 PCS/CTN 37 LBS / 17kg
ACRYLIC	
SPECULAR SILVER	P1-A-24-2
SILVER PERMALUX	P1-A-24-2-P
ALUMA-LUX	P1-A-24-2-AL
SPECULAR GOLD	P1-A-24-2-G

P1® - STYLE 4 FIXTURE STYLE	2 X 4 OA: 22-13/16" X 46-13/16" ID: 20-15/16" X 44-15/16" 10 PCS/CTN: 39 LBS/20kg	2 X 2 OA: 22-13/16" X 22-13/16" ID: 20-15/16" X 20-15/16" 20 PCS/CTN: 39 LBS/20kg
STYRENE		
SPECULAR SILVER	P1-24-4	P1-22-4
SILVER PERMALUX	P1-24-4-P	P1-22-4-P
ALUMA-LUX	P1-24-4-AL	P1-22-4-AL
SPECULAR GOLD	P1-24-4-G	P1-22-4-G

P1® - STYLE 4X FIXTURE STYLE	2 X 4 OA: 22-1/2" X 46-1/2" ID: 20-15/16" X 44-15/16" 10 PCS/CTN: 39LBS/18kg	2 X 2 OA: 22-1/2" X 22-1/2" ID: 20-15/16" X 20-15/16" 20 PCS/CTN: 39 LBS/18kg
STYRENE		
SPECULAR SILVER	P1-24-4X	P1-22-4X
SILVER PERMALUX	P1-24-4X-P	P1-22-4X-P
ALUMA-LUX	P1-24-4X-AL	P1-22-4X-AL
SPECULAR GOLD	P1-24-4X-G	P1-22-4X-G

*This product is MADE TO ORDER and may be subject to minimum runs or set up fees. Contact SLP Lighting for details.