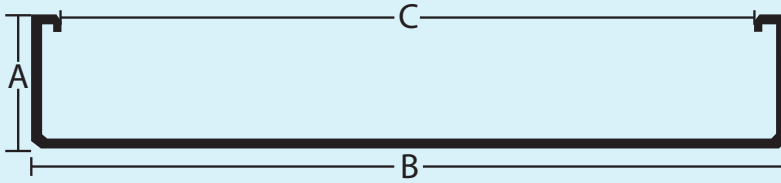



Extruded Wraps Ordering Information

SLP offers an extensive replacement wrap program. Wraps with or without end caps installed, replacement white or clear end caps, springs and clips loose or installed.

GEN4200



DIMENSIONS

- A. 1.5"
- B. 8.875"
- C. 7.875"

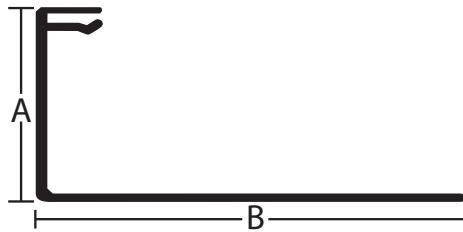

FIXTURE

- Keystone
- 2-Light

LENGTH

47.84375"

GEN4600



DIMENSIONS

- A. 2.625"
- B. 5.25"
- C. ---

FIXTURE

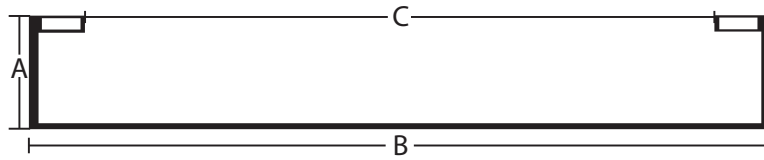

- Metalux BE

LENGTH

48.5"

Product offering and specifications subject to change without notice

GEN8300




DIMENSIONS
 A. 2.53125"
 B. 10.4375"
 C. 48.375"

FIXTURE
 • 2-Light




LENGTH

Individual End Caps Available for GEN8300



PART:

- GEN8300-WEC: GEN8300 Wrap with Clear End Caps Installed
- GEN8300-CEC: GEN8300 Wrap with Clear Prism End Caps Installed
- WIM-G83-2L-CEC: Clear Prism End Cap for GEN8300
- WIM-G83-2L-WEC: White Prism End Cap for GEN8300






Springs & Clips for GEN8300

Part

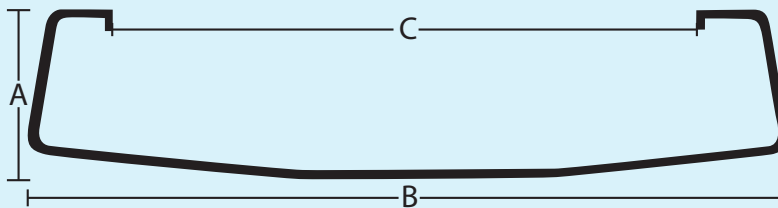

- SPRING: WIM-G83-SPRING
- CLIP: WIM-G83-CLIP

Spring & Clip Installation

1. Insert clip into end cap
2. Attach end cap to end of wrap



GEN9113



DIMENSIONS
 A. 1.75"
 B. 9.875"
 C. 7.6875"

FINISH
 • Lithonia LB
 • 2-Light

LENGTH
 47.625"


Individual End Caps Available for GEN9113



PART: EC-9113

White End Cap for GEN9113 (2-Light)

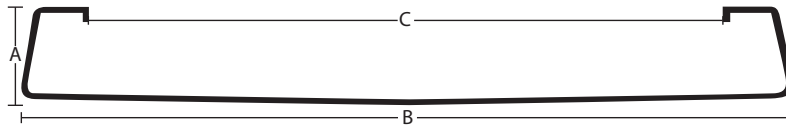

Photo on Right: GEN9113-WEC – GEN9113 Wrap with End Caps Installed



Product offering and specifications subject to change without notice

Wraparound Lenses

GEN9114



DIMENSIONS

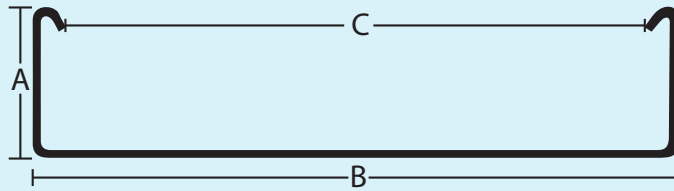

- A. 1.88"
- B. 15.4375"
- C. 13.0625"

LENGTH
47.625"

FIXTURE

- Lithonia LB
- 4-Light

GEN10108



DIMENSIONS

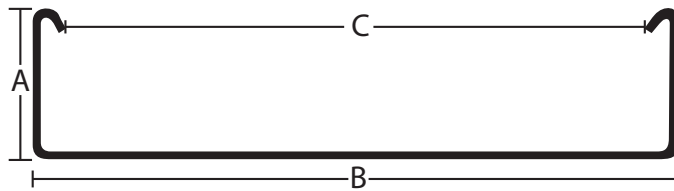

- A. 2"
- B. 8.5"
- C. 8"

LENGTH
47.8125"

FIXTURE

- Metalux
- 2-Light

WE-W370-240MC & WE-W370-240MC-LED



DIMENSIONS

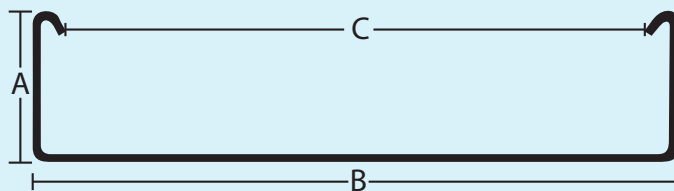

- A. 1.47"
- B. 7.5"
- C. 6.625"

LENGTH
47.813"

FINISH

- Clear
- Frosted

WE-W300-240-CAPB



DIMENSIONS

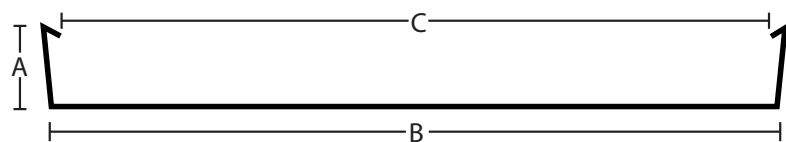

- A. 1.75"
- B. 11"
- C. 10.25"

LENGTH
47.875"

FINISH

- Clear

WE-W314-440MC-LED



DIMENSIONS

- A. 1.45"
- B. 12.8"
- C. 12.15"

LENGTH
47.813"


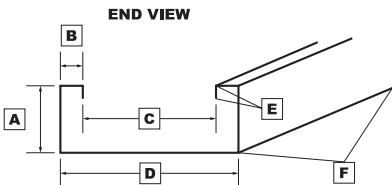
FINISH

- Matte White

Product offering and specifications subject to change without notice



**CUSTOM WRAPS
ALSO AVAILABLE**



1. Take measurements
2. Trace existing wrap on sheet of paper
3. Send information to your SLP Customer Service Representative

Extruded Wraparound Lens

Extruded Wraps Only!

Part #	Dimensional Size (W x L x D)
WE-W314-440MC-LED	12.8" x 47.875" x 1.45"
*WE-W300-240-CABP	11" x 47.875" x 1.75"
*WE-W370-240MC	7.5" x 47.8125" x 1.5"
*WE-W370-240MC-LED	7.5" x 47.8125" x 1.5"
GEN10108	8.5" x 47.8125" x 2"
GEN4200	8.875" x 47.84375" x 1.5"
GEN8300	10.4375" x 48.375" x 2.53125"
GEN8304	15.375" x 48.25" x 2.5625"
GEN9113	9.875" x 47.625" x 1.75"
GEN9114	15.4375" x 47.625" x 1.64"

Extruded Wraps with End Caps

Part #	Description
GEN8300-WEC	GEN8300 Wrap with White End Caps Installed
GEN8300-CEC	GEN8300 Wrap with Clear Prism End Caps Installed
GEN8304-WEC	GEN8304 Wrap with White End Caps Installed
GEN8304-CEC	GEN8304 Wrap with Clear Prism End Caps Installed
GEN9113-WEC	GEN9113 Wrap with White End Caps Installed

Wraparound Accessories

Part #	Description
WIM-G83-2L-WEC	Only White End Caps for GEN8300
WIM-G83-2L-CEC	Only Clear Prism End Caps for GEN8300
EC-9113	Only White End Caps for GEN9113
WIM-G83-SPRING	Spring for GEN8300 & 8304
WIM-G83-CLIP	Clip for GEN8300 & GEN8304

*This product is MADE TO ORDER and may be subject to minimum runs or set up fees. Contact SLP Lighting for details.

MINIMAL ORDER QUANTITIES

Product offering and specifications subject to change without notice