

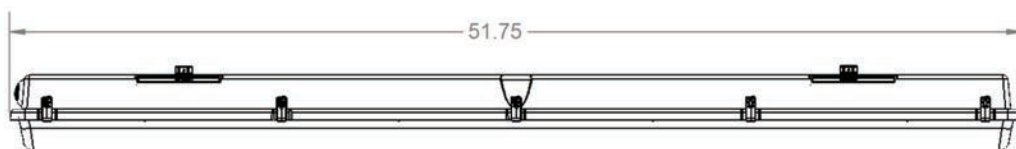
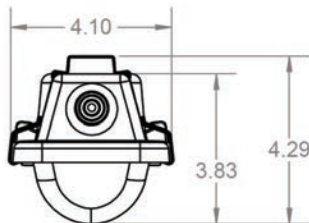


# CITADEL™ VALUE SERIES

The CITADEL™ Value Series has the look and feel of the traditional Citadel Narrow 4', but with a cost advantage of a polycarbonate housing, simplified latching clips and economical mounting brackets.



## APPLICATIONS:

- Stairwells
- Storage Rooms
- Under Awnings
- Open Bays
- Garden Centers
- Quality Inspection Stations
- Exterior Areas
- Freezers

## CERTIFICATIONS

- UL Wet Location
- IP65, IP66, IP67
- RoHS
- SLP Guardian Seal
- Made in USA


## FEATURES & BENEFITS:

- 5VA (F1) Polycarbonate Gasketed Housing
- UL Approved for Through Wiring
- Meets UL 746
- LED Boards Attach to One Piece White Steel Tray
- Tray Securely Snaps Into Stainless Steel Retainer Clips that are Installed in the Housing
- Integral Hanger Hook Allows Suspension Of The Tray During Maintenance & Installation
- Nylon Safety Straps Attach The Tray And Retainer Clips For Safety And Easy Maintenance
- Drivers Mounted Directly To The Backside of the Housing
- "Poured In Place", Closed Cell Polyurethane Gasket
- Will Not Support Fungal Growth
- White POM or 316 Stainless Steel Clips and Latches Available
- Quick Easy Installation
- Lenses are Injection Molded with SLP Guardian Seal Feature
- Available in Clear or FR50 Frosted
- Fixture can be mounted in various ways direct to the ceiling, pendant (single or dual point), or by Gripple® cable or chain with Bail.

Product offering and specifications subject to change without notice.

# CITADEL™ VS LED ENCLOSURE

## Citadel VALUE SERIES Enclosure for LED



**ASSEMBLY GUIDE:**

	STANDARD MATERIAL	PIECES REQUIRED PER ASSEMBLY	AVAILABLE OPTIONS
HOUSING	UL RATED: 5VA(f1) POLYCARBONATE	1	
LENS	POLYCARBONATE OR IMPACT RESISTANT ACRYLIC (f1) MATERIAL	1	OPTICALLY CLEAR FR50 FROSTED
BOARDTRAY	SHEET METAL CRS: MIN 87% REFLECTANCE	1	
GEARTRAY RETAINER CLIPS	316 STAINLESS STEEL	2	
UNIVERSAL GEARTRAY SCREW *CT-SCRW-UGT		4 (2 FOR RETAINER CLIPS 2 PER DRIVER)	
GEARTRAY SAFETY TETHER	STAINLESS STEEL	2	
LENS CLIPS OR LATCHES	POM WHITE	10	316 STAINLESS STEEL CLIP 3-PIECE LATCH IN POM OR 316 SS
ENDPLUG		1	
MOUNTING BRACKET	316 STAINLESS STEEL	2	CT2-1L4 MOUNTING BRACKET MCH OPTION FOR PENDANT ROD

Product offering and specifications subject to change without notice.

# CITADEL™ VS LED ENCLOSURE

## Citadel VALUE SERIES Enclosure for LED

CITADEL VS™ HOUSINGS								
WIDTH	LENGTH	MATERIAL	PART #	PCS/CTN	FULL SKID QTY.	WT/CTN		
NARROW	4'	5VA-F1 POLYCARBONATE HOUSING (UL)	CTVS-HV5-1L4	10				
SINGLE ROW (1R) BOARDTRAYS								
*Boards and Drivers Provided by Others								
WIDTH	LENGTH	DESCRIPTION	MATERIAL	PART #	PCS/CTN			
NARROW	4'	FLAT Boardtray SINGLE CENTER ROW	WHITE ENAMEL STEEL	CTVS-LED-BTGT-1L4-1R-U				
CITADEL VS™ MOUNTING BRACKETS			MATERIAL	PART #	PCS/BAG	PCS/CTN		
NARROW MOUNTING BRACKET (2 PER HOUSING)			STAINLESS STEEL	CTVS-MB		250		
NARROW MOUNTING BRACKET (2 PER HOUSING)			STAINLESS STEEL	CT2-MB-1L		250		
PRE PACKAGED 2 PER BAG			STAINLESS STEEL	CT2-MB-1L-2	2	250		
NARROW MOUNTING BRACKET FOR PENDANT ROD (2 PER HOUSING)			STAINLESS STEEL	CT2-MB-1L-MCH		250		
CHAIN HANG: MOUNTING BAIL (2 PER HOUSING)			STAINLESS STEEL	CT-BAIL	100	5000		
CITADEL VS™ HARDWARE			PART #	PCS/BAG	PCS/CTN	WT/CTN		
1R WIDE BOARDTRAY RETAINER CLIP			CT-RC-WIDE	200				
UNIVERSAL GEARTRAY BALLAST SCREWS			CT-SCRW-UGT	100	10,000			
1/2" HUB			CT-DCB-50	200		30LBS/13.6KG		
3/4" HUB			CT-DCB-75	100		20LBS/9.07KG		
GEARTRAY SAFETY STRAPS (100 PER BAG)			CT-SST	100	10,000	17LBS/7,7KG		
LENS TETHER (20 PER BAG)			CT-LT12	20	2000	11LBS/7KG		
ENDPLUGS			CT-ENDPLUG-B	200	2000	22LBS/10KG		
WIRE GROMMET			SLP-GRMT-0500	200				
CITADEL VS™ DIFFUSERS & LENSES:								
WIDTH	LENGTH	DESIGN	MATERIAL	PART # FOR CLEAR	PART # FOR FR50™ FROSTED	PCS/CTN	FULL SKID QTY	WT/CTN
NARROW	4'	LINEAL RIBBED	POLYCARBONATE	CT2-DP-1L4	CT2-DP-1L4-FR50	30	180	25LBS/11,3KG
		LINEAL RIBBED	IMPACT RESISTANT ACRYLIC	CT2-DIRA-1L4	CT2-DIRA-1L4-FR50	30	360	25LBS/11,3KG
		SMOOTH	POLYCARBONATE	CT2-CP-1L4	CT2-CP-1L4-FR50	40	360	41LBS/18.14KG
		SMOOTH	IMPACT RESISTANT ACRYLIC	CT2-CIRA-1L4	CT2-CIRA-1L4-FR50	40	360	41LBS/18.14KG
CITADEL VS™ CLIPS & LATCHES			PART #	PCS/BAG	PCS/CTN	WT/CTN		
WHITE POM LENS CLIP			CTVS-CW					
STAINLESS STEEL LENS CLIP			CT4S-LC	200	7000			51LBS/23.13KG
STAINLESS STEEL CAPTIVE LATCH			CT4S-LATCHSS	200	1600			50LBS/22.67KG
WHITE POM CAPTIVE LATCH			CT4S-LATCHW	200	2000			31LBS

Product offering and specifications subject to change without notice.



SLP LIGHTING  
www.slpighting.com

V04142021

1400 S. Old Highway 141  
Fenton, MO 63026  
636-600-4084