



CITADEL 2™ GASKETED ENCLOSURE

OEM COMPONENTS:

CITADEL 2 FLUORESCENT:

Second generation gasketed enclosures. CITADEL 2™ offers more versatility and benefits than any other weatherproof enclosure offered in North America.



APPLICATIONS:

- Food Processing Facilities
- Commercial Kitchens
- Breweries
- Industrial Facilities
- Livestock Containment Buildings
- Parking Garages
- Under Awnings
- Car Washes

CERTIFICATIONS

- UL FILE E215168
- NSF International
- IP65, IP66, IP67
- Nema 4X
- RoHS
- PS1500
- SLP Guardian Seal

FEATURES & BENEFITS:

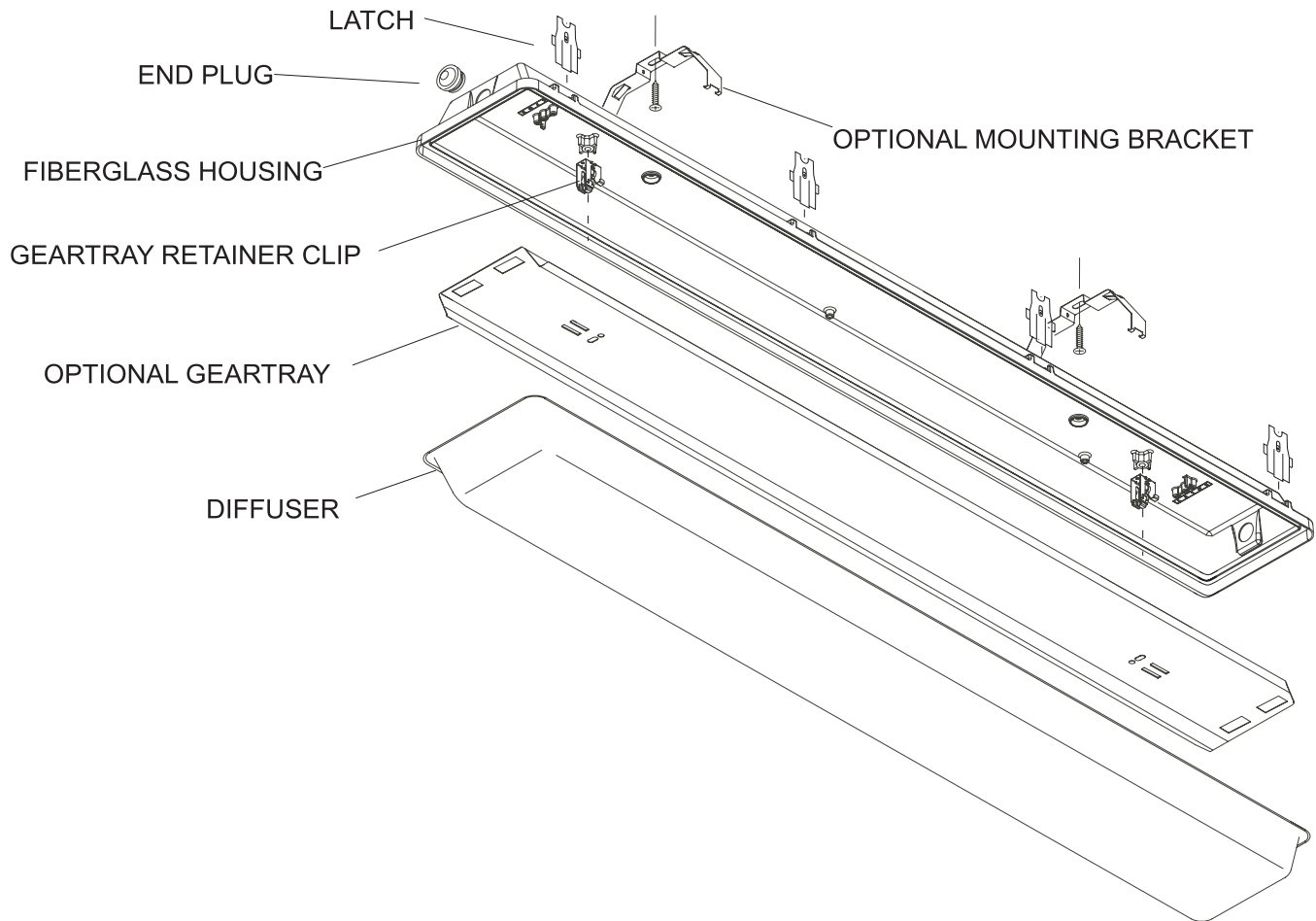
- Low profile designed for T8 and T5 lamps
- Three lengths (2', 4', & 8')
- Two housing widths (4" & 6-3/4")
- Poured in place gasket and cam latches seal the enclosures from most hostile environments
- Diffusers resist breakage to reduce replacement and maintenance costs
- Optically Clear Lens for energy efficiency; designed for use with reflectors
- FR50™ Frosted Lenses for smooth distribution
- Utilizes off the shelf 1/2" fittings
- Tamper resistant latches: Patented Clear or White Captive, Clear Polycarbonate or 316 Stainless Steel

CITADEL 2's™ Mounting options offer a huge advantage over traditional enclosures

- Economical Mounting System can provide dramatic savings on the installation labor
- Stainless steel mounting hardware
- No holes ever have to be drilled through the housing for installation
- Stainless steel bail available for chain hung installations
- Installation time is dramatically reduced, providing lower installation costs

Product offering and specifications subject to change without notice.

CITADEL 2™ GASKETED ENCLOSURE



ASSEMBLY GUIDE:

COMPONENT	STANDARD MATERIAL	PIECES REQUIRED PER ASSEMBLY			AVAILABLE OPTIONS
		2'	4'	8'	
HOUSING	UL RATED: 5VA(f1) FRP	1	1	1	HOUSING FOR SINGLE OR DUAL PENDANT MOUNTING
DIFFUSER	LINEAL RIBBED: PC OR IMPACT RESISTANT ACRYLIC (f1) MATERIAL	1	1	1	LINEAL RIBBED DIFFUSER (DIRA/DP) DEEP LENS (LIRA) SHALLOW LENS (CIRA/CP) ALL AVAILABLE IN CLEAR OR FR50 FROSTED
GEARTRAY	CRS: MIN 87% REFLECTANCE	1	1	1	T5, T8, T8HO, UNIVERSAL
GEARTRAY RETAINER CLIP	STAINLESS STEEL	2	2	3	NA
RETAINER CLIP SCREW	100 PCS / BAG	2	2	3	NA
GEARTRAY SAFETY STRAP	100 PCS / BAG	2	2	2	NA
LATCHES	POLYCARBONATE	1 BAG	1 BAG	1 BAG	316 STAINLESS STEEL LATCHES SECURE LOCKING PLASTIC (POM)
ENDPLUG	INCLUDED IN LATCH BAG	1	1	1	NA
MOUNTING BRACKET	STAINLESS STEEL	2	2	2	DRILLED FOR PENDANT OPTIONAL BAIL ACCESSORY 45 DEGREE MOUNTING BRACKET

Product offering and specifications subject to change without notice.

CITADEL 2™ GASKETED ENCLOSURE

Citadel 2™ Components for FLUORESCENT:

CITADEL 2™ HOUSINGS							
WIDTH	LENGTH	MATERIAL	PART #	PCS/CTN	WT/CTN	FULL SKID QTY.	
NARROW (1 LAMP)	4'	5VA-F1 FIBERGLASS (UL)	CT2-HV5-1L4	30	57LBS/34,5KG	360	
WIDE (2 OR 3 LAMP)	2'	5VA-F1 FIBERGLASS (UL)	CT2-HV5-2L2	20	75LBS/34KG	240	
		5VA-F1 FIBERGLASS (UL) SINGLE PENDANT	CT2-HV5-2L2-CH1.25				
	4'	5VA-F1 FIBERGLASS (UL)	CT2-HV5-2L4	20	57LBS/25,9KG	240	
		5VA-F1 FIBERGLASS (UL) SINGLE PENDANT	CT2-HV5-2L4-CH1.25				
		5VA-F1 FIBERGLASS (UL) DUAL PENDANT	CT2-HV5-2L4-2H.875				
8'	5VA-F1 FIBERGLASS (UL)	CT2-HV5-2L8	60	420LBS/190,5KG	240		
CITADEL 2™ GEARTRAYS							
WIDTH	LENGTH	LAMP CONFIGURATION	FINISH	PART #	PCS/CTN	FULL SKID QTY.	
NARROW (1 LAMP)	4'	KO's FOR WITHER 1 T5 OR 1 T8	WHITE ENAMEL	CT2-GT-1L4-U	100	500	
WIDE (2 OR 3 LAMP)	2'	KO's FOR 2 T5 or 2 T8, KO'S FOR 3RD	WHITE ENAMEL	CT2-GT-2L2-U		500	
		PUNCHED FOR 2 T5, KO'S FOR 3RD	WHITE ENAMEL	CT2-GT-2L4-T5		500	
	4'	PUNCHED FOR 2 T8, KO'S FOR 3RD	WHITE ENAMEL	CT2-GT-2L4-T8		500	
		KO's FOR UP TO 3 T5 OR 3 T8	WHITE ENAMEL	CT2-GT-2L4-U		500	
		8'	PUNCHED FOR 4 4' T5, KO'S FOR 2 MORE	WHITE ENAMEL	CT2-GT-2L8-T5		500
	PUNCHED FOR 4 4' T8, KO'S FOR 2 MORE		WHITE ENAMEL	CT2-GT-2L8-T8		500	
	KO's FOR UP TO 6 4' T5 OR 6 4' T8		WHITE ENAMEL	CT2-GT-2L8-U		500	
PUNCHED FOR 2 8' T8HO	WHITE ENAMEL		CT2-GT-2L8-T8HO		500		
CITADEL 2™ MOUNTING BRACKETS							
		MATERIAL	PART #	PCS/BAG	PCS/CTN	WT/CTN	
NARROW (1 LAMP)	NARROW MOUNTING BRACKET (2 PER HOUSING)		STAINLESS STEEL	CT2-MB-1L		250	9LBS/4,1KG
	PRE PACKAGED 2 PER BAG		STAINLESS STEEL	CT2-MB-1L-2	2	250	
WIDE (2 OR 3 LAMP)	WIDE MOUNTING BRACKET (2 PER HOUSING)		STAINLESS STEEL	CT2-MB-2L		400	18KLBS/8,2KG
	PRE PACKAGED 2 PER BAG		STAINLESS STEEL	CT2-MB-2L-2	2	250	31LBS/14.06KG
	DUAL PENDANT MOUNT BRACKET (2 PER HOUSING)		STAINLESS STEEL	CT2-MB-2L-MCH		500	
	45 DEGREE MOUNTING BRACKET (2 PER HOUSING)		STAINLESS STEEL	CT2-MB-2L45			
	45 DEGREE MOUNTING BRACKET PACK		STAINLESS STEEL	CT2-MB-2L45-2	2		
MOUNTING ACCESSORIES							
		MATERIAL	PART #	PCS/BAG	PCS/CTN	WT/CTN	
	CHAIN HANG: MOUNTING BAIL (2 PER HOUSING)		STAINLESS STEEL	CT-BAIL	100	5000	27LBS/12,2KG
WIDE (2 OR 3 LAMP)	2' PENDANT MOUNT SUPPORT TRAY		WHITE ENAMEL	CT2-2L-PMDT			
	4' SINGLE OR DUAL PENDANT MOUNT SUPPORT TRAY		WHITE ENAMEL	CT2-2L4-2XDAR			
CITADEL 2™ HARDWARE							
			PART #	PCS/BAG	PCS/CTN	WT/CTN	
GEARTRAY RETAINER CLIPS			CT-RC	200	2400	16LBS/7,3KG 41KLBS/18,6KG	
GEARTRAY RETAINER CLIP SCREWS (100 PER BAG)			CT-SCRW	100	10,000	52LBS/23,6KG	
1/2" HUB			CT-DCB-50	200		30LBS/13,6KG	
3/4" HUB			CT-DCB-75	100		20LBS/9,07KG	
GEARTRAY SAFETY STRAPS (100 PER BAG)			CT-SST	100	10,000	17LBS/7,7KG	
LENS TETHER (20 PER BAG)			CT-LT12	20	2000	11LBS/7KG	
GASKET AND SHIM (100 PER BAG)			CT-DA5	100	1000		
ENDPLUGS			CT-ENDPLUG-B	200	2000	22LBS/10KG	

Product offering and specifications subject to change without notice.

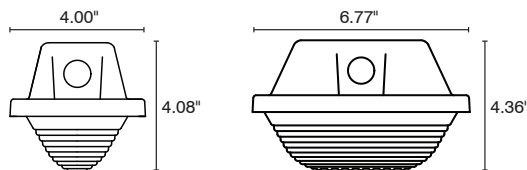
CITADEL 2™ GASKETED ENCLOSURE

DIFFUSERS AND OPTICALLY CLEAR LENSES:

- All Available in FR50™ Frosted Material
- Integral Posts for Lens Safety Tether
- SLP Exclusive Guardian Seal™

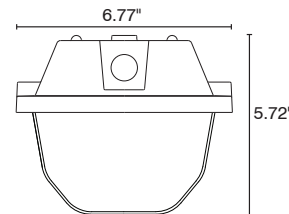
Lineal Ribbed Diffusers for the Citadel 2™

- Acrylic (DIRA) or Polycarbonate (DP)
- 2, 4 and 8 Foot Lengths
- Wide: 1.92" x 6.40" or Narrow: 1.86" x 3.62" (4' length only)



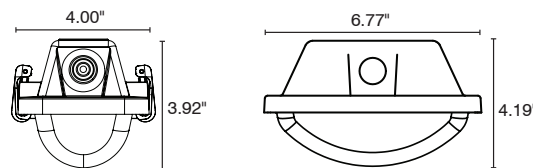
Deep Lens for the Citadel 2™

- Designed Specifically for use with Reflectors
- Injection Molded with 100% Impact Resistant Acrylic (LIRA)
- 2, 4 and 8 Foot Lengths
- Wide: 3.50" Deep x 6.40"
- Optically Clear with Frosted Ends



Shallow Lens for the Citadel 2™

- Designed for use with LED's
- Acrylic (CIRA) or Polycarbonate (CP)
- Optically Clear
- 2, 4 and 8 Foot Lengths
- Wide: 1.92" x 6.40" or Narrow: 1.86" x 3.60" (4' length only)



CITADEL 2 DIFFUSERS & LENSES:								
WIDTH	LENGTH	DESIGN	MATERIAL	PART # FOR CLEAR	PART # FOR FR50™ FROSTED	PCS/CTN	FULL SKID QTY	WT/CTN
NARROW	4'	LINEAL RIBBED	POLYCARBONATE	CT2-DP-1L4	CT2-DP-1L4-FR50	30	180	25LBS/11.3KG
		LINEAL RIBBED	IMPACT RESISTANT ACRYLIC	CT2-DIRA-1L4	CT2-DIRA-1L4-FR50	30	360	25LBS/11.3KG
		SMOOTH	POLYCARBONATE	CT2-CP-1L4	CT2-CP-1L4-FR50	40	360	41LBS/18.14KG
		SMOOTH	IMPACT RESISTANT ACRYLIC	CT2-CIRA-1L4	CT2-CIRA-1L4-FR50	40	360	41LBS/18.14KG
WIDE	2'	LINEAL RIBBED	POLYCARBONATE	CT2-DP-2L2	CT2-DP-2L2-FR50	20	180	22LBS/9.97KG
		LINEAL RIBBED	IMPACT RESISTANT ACRYLIC	CT2-DIRA-2L2	CT2-DIRA-2L2-FR50	20	180	21LBS/9.5KG
		SMOOTH	POLYCARBONATE	CT2-CP-2L2	CT2-CP-2L2-FR50			
		SMOOTH	IMPACT RESISTANT ACRYLIC	CT2-CIRA-2L2	CT2-CIRA-2L2-FR50			
		DEEP	IMPACT RESISTANT ACRYLIC	CT2-LIRA-2L2	CT2-LIRA-2L2-FR50	20	180	21LBS/9.5KG
	4'	LINEAL RIBBED	POLYCARBONATE	CT2-DP-2L4	CT2-DP-2L4-FR50	20	240	21LBS/9.5KG
		LINEAL RIBBED	IMPACT RESISTANT ACRYLIC	CT2-DIRA-2L4	CT2-DIRA-2L4-FR50	20	240	38LBS/17.2KG
		SMOOTH	POLYCARBONATE	CT2-CP-2L4	CT2-CP-2L4-FR50	20	240	50LBS/22.6KG
		SMOOTH	IMPACT RESISTANT ACRYLIC	CT2-CIRA-2L4	CT2-CIRA-2L4-FR50	20	240	27LBS/12.2KG
		DEEP	IMPACT RESISTANT ACRYLIC	CT2-LIRA-2L4	CT2-LIRA-2L4-FR50	20	240	28LBS/12.7KG
	8'	LINEAL RIBBED	IMPACT RESISTANT ACRYLIC	CT2-DIRA-2L8	CT2-DIRA-2L8-FR50	10	240	48LBS/21.7KG
		DEEP	IMPACT RESISTANT ACRYLIC	CT2-LIRA-2L8	CT2-LIRA-2L8-FR50	10	120	52LBS/23.6KG
		SMOOTH	POLYCARBONATE	CT2-CP-2L8	CT2-CP-2L8	20	240	74LBS/33.5KG
		SMOOTH	IMPACT RESISTANT ACRYLIC	CT2-CIRA-2L8	CT2-CIRA-2L8-FR50	20	240	74LBS/33.5KG

Product offering and specifications subject to change without notice.

CITADEL 2™ GASKETED ENCLOSURE

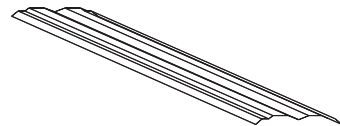
OEM COMPONENTS:

CITADEL 2™ LATCHES		MATERIAL	PART #	PCS/BAG	PCS/CTN	WT/CTN
BULK	CITADEL 2 STAINLESS LATCH	316 STAINLESS	CT2-LATCHSS	200	1000	30LBS
	WHITE SECURE LOCKING PLASTIC LATCH	ACETAL COPOLYMER	CT2-LATCHW	200	1600	25LBS/11.34KG
	CLEAR SECURE LOCKING PLASTIC LATCH	POLYCARBONATE	CT2-LATCHCC	200	1600	
2'	WHITE SECURE LOCKING PLASTIC LATCH	ACETAL COPOLYMER	CT2-LATCH2W	6	100	
	CLEAR SECURE LOCKING PLASTIC LATCH	POLYCARBONATE	CT2-LATCH2CC	6	100	
4'	LATCH BAG WITH ENDPLUGS	316 STAINLESS	CT2-LATCH4-SS	8	175	37LBS/16,9KG
	WHITE SECURE LOCKING PLASTIC LATCH BAG WITH ENDPLUGS	ACETAL COPOLYMER	CT2-LATCH4W	8	100	
	CLEAR SECURE LOCKING PLASTIC LATCH BAG WITH ENDPLUGS	POLYCARBONATE	CT2-LATCH4CC	8	100	
8'	LATCH BAG WITH ENDPLUGS	316 STAINLESS	CT2-LATCH8-SS	14	100	35LBS/15,9KG
	WHITE SECURE LOCKING PLASTIC LATCH BAG WITH ENDPLUGS	ACETAL COPOLYMER	CT2-LATCH8W	14	150	
	CLEAR SECURE LOCKING PLASTIC LATCH BAG WITH ENDPLUGS	POLYCARBONATE	CT2-LATCH8CC	14	80	

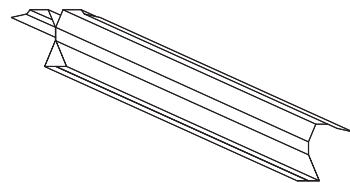
Reflectors for the Citadel 2™ Fluorescent

- Two Reflector Designs: Basic & Wide Distribution
- Both with Enhanced Specular Finish
- Minimum 92% Reflectivity
- For use with T5 & T8 Lamps

Basic Reflector:

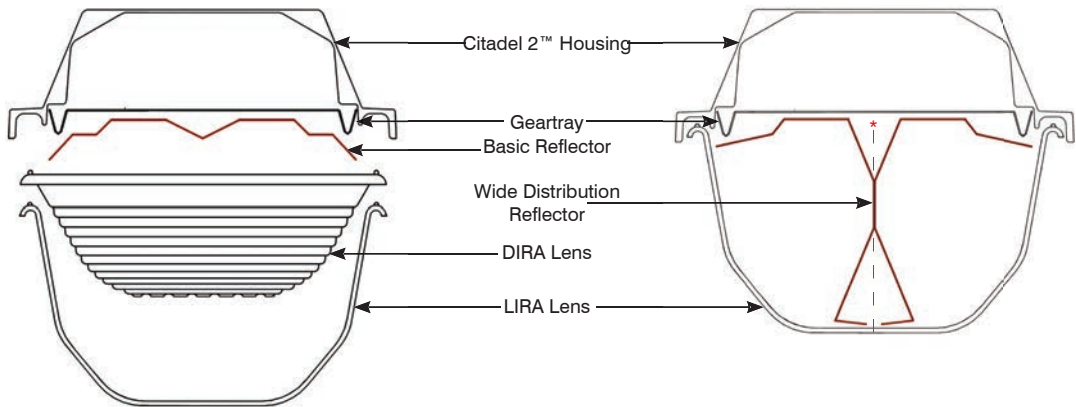


Wide Distribution Reflector:



* Basic Reflector for use with a shallow or deep lens.

* Reflector is a 2 piece assembly.



REFLECTORS FOR CITADEL 2			Quantity Required Per Enclosure			Compatible with SLP's		Carton QTY	Carton Weight
Product	Part #	Length	2 Foot	4 Foot	8 Foot	DIRA Lens	LIRA Lens		
BASIC	CT2-RF-2L2-B*	21.0"	1			√			
BASIC	CT2-RF-2L4-B*	44.5"		1	2	√	√	750	320
WIDE	CT2-RF-2L4-W	44.5"		2	4		√	375	180

*This product is MADE TO ORDER and may be subject to minimum runs or set up fees. Contact SLP Lighting for details.

Product offering and specifications subject to change without notice.