


# CITADEL 1™ GASKETED ENCLOSURE

## FLUORESCENT:

Citadel 1™ The traditional damp and wet location enclosure for T5, T8 or T12 lamps. A strip fixture is mounted inside the fiberglass housing paired with an Acrylic impact resistant lens creating a weatherproof enclosure with easy to clean exterior surfaces. Inside the housing brass studs and knockouts match the strip KO locations.



### APPLICATIONS:

- Industrial facilities
- Under Awnings
- Food Processing

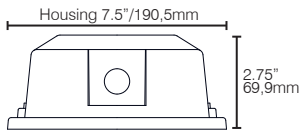
### CERTIFICATIONS

- UL Wet Location
- NSF International
- Nema 4X
- RoHS

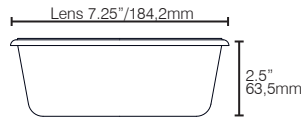
### FEATURES & BENEFITS:

- 5VA (f1) Housing
- Impact Resistant Acrylic Lens
- Available in Kits or Individually Packed
- Studs to mount strip fixture
- 4' and 8' lengths
- Simple mounting bracket can install anywhere along the length of the housing

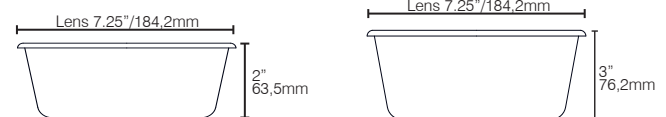
#### Housing:



#### Injection Molded Lens:



#### Vacuum Formed Lenses:



### CITADEL 1™ HOUSINGS

ACTUAL LENGTH	DEPTH	DESIGN	MATERIAL	PART #	PCS/CTN
49.875"	2.75"	NO BRASS STUD ON BACK	FIBERGLASS	CT1-HFNS-2L4	30
97.75"	2.75"	NO BRASS STUD ON BACK	FIBERGLASS	CT1-HFNS-2L8	60

### CITADEL 1™ LENSES

49.875"	2.5"	INJECTION MOLDED	IMPACT RESISTANT ACRYLIC	CT1-DAIM-2.5-2L4-M	28
97.75"	2.5"	INJECTION MOLDED	IMPACT RESISTANT ACRYLIC	CT1-DAIM-2.5-2L8-M	15
49.875"	2"	VACUUM FORMED	IMPACT RESISTANT ACRYLIC	CT1-DAVF-2.0-2L4	30
49.875"	3"	VACUUM FORMED	IMPACT RESISTANT ACRYLIC	CT1-DAVF-3.0-2L4	20
97.75"	3"	VACUUM FORMED	IMPACT RESISTANT ACRYLIC	CT1-DAVF-3.0-2L8	24

### CITADEL 1™ HARDWARE

DESIGN	PART #	PCS/CTN
LATCHES*	WHITE PLASTIC TOGGLE	CT1-LP-W-BAG
	STAINLESS STEEL	CT1-LSS
8 LATCHES ARE REQUIRED PER 4' HOUSING / 14 PER 8' HOUSING		
MOUNTING	EXTERNAL MOUNTING BRACKET	CT1-MB-2L-2
BUSHINGS		CT-DCB-50
ENDPLUGS		CT-ENDPLUG-B

# CITADEL 1™ GASKETED ENCLOSURE



## Shallow Kit

- Shallow 2-1/2" (63,5mm) Lens
  - Injection Molded
  - Matte Stipple Finish
- 4ft and 8ft lengths
- Plastic Celcon Latches
- Studs on Center

## CITADEL 1™ SHALLOW KITS

EACH KIT INCLUDES A LENS, HOUSING AND LATCH BAG

	DESCRIPTION	PART #
KITS (BULK)	4' HOUSING WITH 4' X 2.5" DEEP INJECTION MOLDED LENS	CT1-2L4-IM-2.5-KT
	8' HOUSING WITH 4' X 2.5" DEEP INJECTION MOLDED LENS	CT1-2L8-IM-2.5-KT
	4' HOUSING WITH 4' X 2.0" DEEP VACUUM FORMED LENS	CT1-2L4-VF-2.0-KT
Available in Increments of 30		
INDIVIDUALLY PACKED	4' HOUSING WITH INJECTION MOLDED LENS	CT1-2L4-IM-2.5-IP
	8' HOUSING WITH INJECTION MOLDED LENS	CT1-2L8-IM-2.5-IP
	4' HOUSING WITH 4' X 2.0" DEEP VACUUM FORMED LENS	CT1-2L4-VF-2.0-IP
2 ENDPLUGS PER LATCH BAG		

## Deep Kit

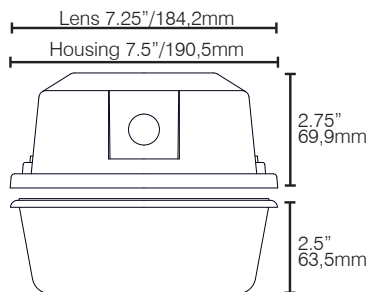
- Deep 3" (76,2mm) Lens
  - Vacuum Formed
  - Matte Stipple Finish
- 4ft and 8ft lengths
- Plastic Celcon Latches

## CITADEL 1™ DEEP KITS

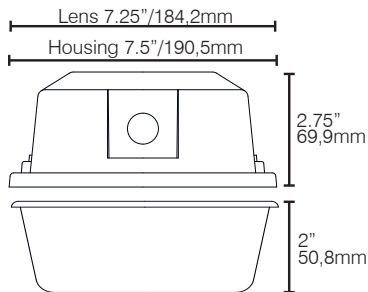
EACH KIT INCLUDES A LENS, HOUSING AND LATCH BAG

	DESCRIPTION	PART #
KITS (BULK)	4' HOUSING WITH 4' X 3" DEEP VACUUM FORMED LENS	CT1-2L4-VF-3.0-KT
	8' HOUSING WITH 8' X 3" DEEP VACUUM FORMED LENS	CT1-2L8-VF-3.0-KT
Available in Increments of 30		
INDIVIDUALLY PACKED	4' HOUSING WITH 4' X 3" DEEP VACUUM FORMED LENS	CT1-2L4-VF-3.0-IP
	8' HOUSING WITH 8' X 3" DEEP VACUUM FORMED LENS	CT1-2L8-VF-3.0-IP
2 ENDPLUGS PER LATCH BAG		

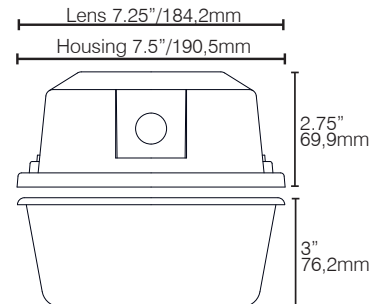
### Injection Molded Lens:



### Vacuum Formed Lenses: Shallow:



### Deep:



Product offering and specifications subject to change without notice.