

# T-3060 OVERSIZED EGGCRATE

## PLASTIC CUBE LOUVERS

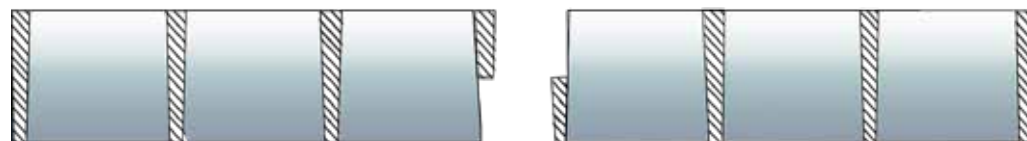
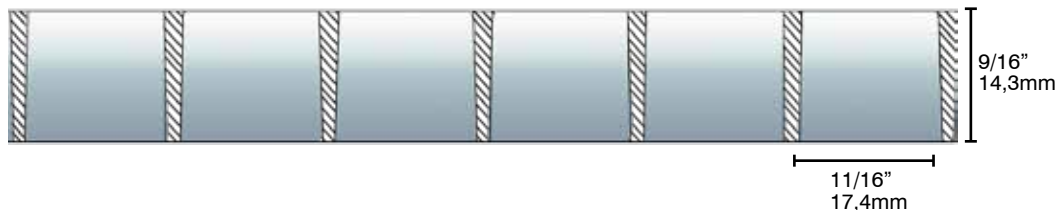

11/16" X 11/16" X 9/16" 17,4 x 17,4 x 14,3mm

T3060 Eggcrate is slightly larger cell size (11/16" x 11/16" x 9/16") than standard 1/2" Eggcrate Louvers.

- Shiplap perimeter  
\*for continuous row applications

Used in lighting, awnings, HVAC, displays and many other application. Perfect for vanity applications where the extra length is required.

\*It is recommended that the 5' sides always be supported in continuous row applications.



<p><b>*THINCELL™</b> OVERSIZED EGGCRATE</p>	<p><b>2.5 X 5</b> 29-3/4" x 59-3/4" 756mm x 1518mm</p>
<p><b>STYRENE</b></p>	<p>10 PCS/CTN: 76LBS/ 35kg</p>
<p>WHITE</p>	<p>*T-3060</p>

\*This product is MADE TO ORDER. Please call SLP for details on availability

Product offering and specifications subject to change without notice.

